



SAS GANGWAY SELF-ADJUSTING STAIRS



INNOVATIVE
ENGINEERING

OSHA
COMPLIANT

DURABLE,
SAFE & EASY
TO USE



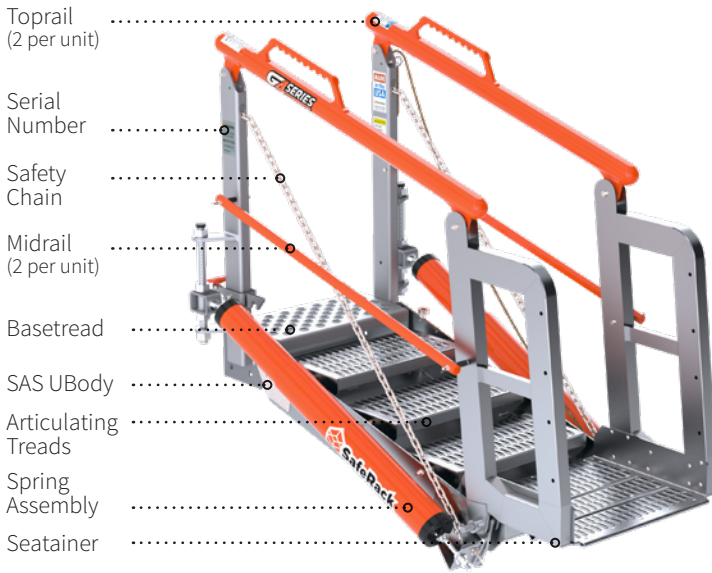
(SAS) Self-Adjusting Stair Gangway

Our Self-Adjusting Stair (SAS) Gangways are constructed with an extra strong tube design for cage mounting. Available in 24", 36", 48", 60" and 72" widths and numerous lengths to fit your application needs. Working range of 40 degrees below and 45 degrees above horizontal.


Safe, rugged and easy to use. Built to articulate and self level, SafeRack's SAS gangways are designed to accommodate varying heights of vehicles. And they're designed to last, too. With a one piece stair design, welds are reduced and failures are virtually eliminated. Still, despite being extremely rugged, our SAS gangways are easy to use, as the spring counterbalance requires minimal effort, requiring less than 35 pounds of pressure to raise or lower. Less chance for muscle strain or operator injury. On top of that, the self adjusting stair gangways can easily be retrofitted to replace your old, unsafe gangways.

SafeRack's SAS gangway is designed to be more ergonomic and longer lasting. Tested in the most critical applications, these gangways outperform all others. Adding fall protection cages is easy, and customized designs are available to meet difficult applications.

REPLACEMENT PARTS & TERMINOLOGY



DIMENSIONS




ELEVATION VIEW STORED




FRONT VIEW STORED

FEATURES

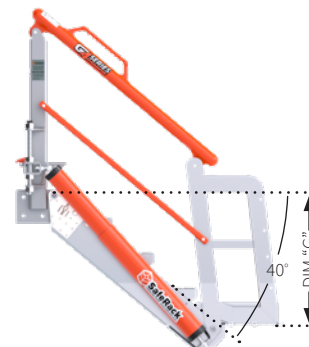
- Total load capacity 500lbs, Handrails 200lbs
- Available working range 45° above to 40° below horizontal
- One piece extruded handrail with finger grip grab bar
- Base tread hot dipped galvanized per ASTM A-123, Gangway body constructed of aluminum (stainless steel optional)
- Self supporting by use of adjustable chain stops
- Spring counterbalanced for ease of operation
- Load bearing pivot points contain oil impregnated bronze bearings
- Spring counterbalanced for ease of use, with precise field adjustment capability
- Ergonomic and high visibility footlock, to secure gangway in stored position
- Gangways meet AWS D1.1 steel, AWS D1.2 aluminum and AWS D1.6 stainless steel as well as CWB 47.1 steel and CWB 47.2 aluminum
- All critical hardware is stainless steel



ELEVATION VIEW WORKING HIGH RANGE



PLAN VIEW HORIZONTAL



ELEVATION VIEW WORKING LOW RANGE



ELEVATION VIEW HORIZONTAL

Model #	A	B	Step #	C	D	E	F	G	H
24	24in	42in	3 Step	49.5in	28in	65in	17in	15in	22.5in
36	36in	54in	4 Step	62.5in	29.2in	78in	26in	24in	35.5in
48	48in	66in	5 Step	75.5in	30.3in	91in	35in	32in	48.5in
60	60in	78in	6 Step	88.5in	31.4in	104in	44in	40in	61.5in
72	72in	90in	7 Step	101.5in	32.5in	117in	53in	49in	74.5in

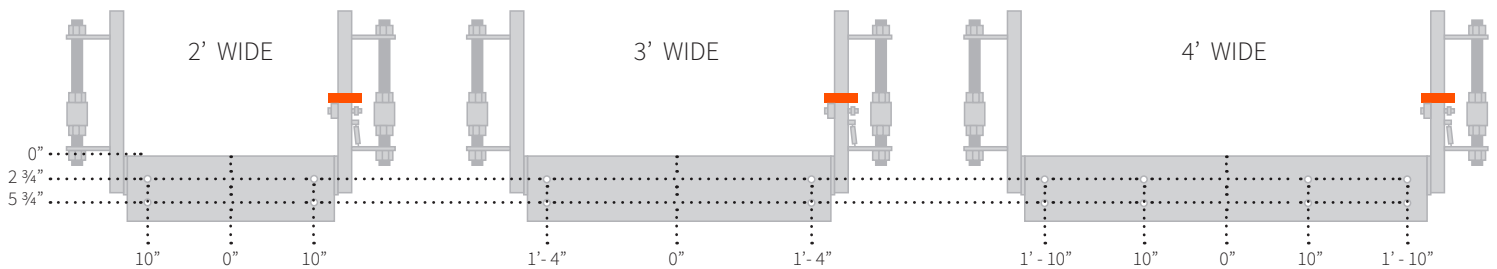


SAS-FRT-SFR GANGWAY STANDARD MOUNTING

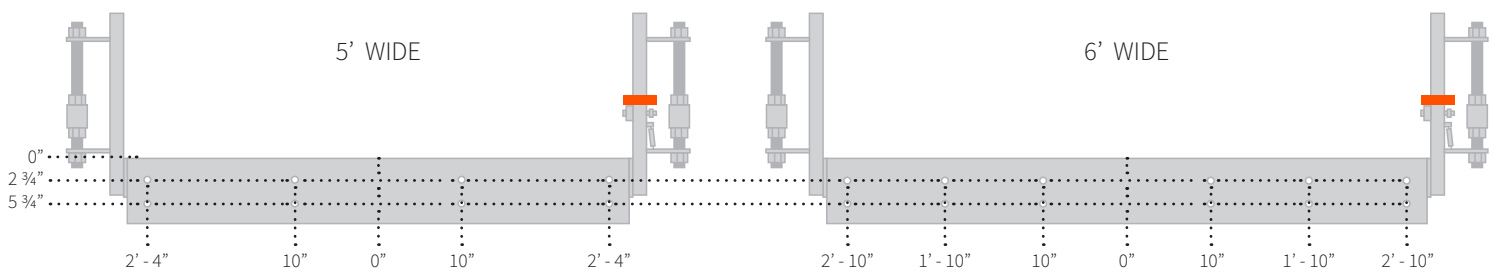


STANDARD MOUNTING HOLES IN BACK OF BASETREAD – SEE STANDARD MOUNTING HOLE DIMENSIONS

STANDARD MOUNTING HOLE DIMENSIONS



ALL MOUNTING HOLES
13/16" DIA. FOR 3/4" A325 BOLTS




OPTIONAL MOUNTING SMALL ANGLE CLIP



TOP MOUNT



FRONT SIDE MOUNT



FRONT RAISED SIDE MOUNT

WHEN TOP MOUNTING HARDWARE MUST GO THROUGH PLATFORM STRUCTURE NOT JUST GRATING

OPTIONAL MOUNTING UNIVERSAL ANGLE CLIP



BEAM WITH FLUSH GRATING



CHANNEL WITH FLUSH GRATING



BEAM WITH TOP GRATING



CHANNEL WITH TOP GRATING

MOUNTING OPTIONS FOR UNIVERSAL ANGLE CLIP USING HOLES ON THE SIDES OF THE BASETREAD